



spaces

INSPIRED BY YOUR LIFE


Medallion®

a thriving legacy

For generations, our skilled artisans have crafted each Medallion cabinet by hand. Our family's experienced craftsmanship ensures that your Medallion cabinets will see many years of memorable family moments.



Kitchen Cabinet Manufacturers Association Environmental Stewardship Program
All products impact the environment. For ESP program criteria,
visit www.kcma.org/certifications/environmental-stewardship.



Apollo in Dockside on cherry

Stunning spaces start with Medallion. Turn the most-used rooms in your home into the epitome of design and luxury. Thoughtful touches and innovative construction will make cooking and entertaining an extraordinary experience.

spaces

A well-designed space includes organization tailored to your lifestyle. Small details like a spice drawer exactly where you need it or a creative use for space that would have been wasted make your kitchen more than just smart—it becomes a peaceful haven. And with multiple options for each storage type, you choose how you want to organize your kitchen. We've defined key spaces to inspire you and to illustrate your options. Inside, walk through essential zones in the home and see how Medallion's space solutions complement each other and make the most of every inch of your cabinetry.

welcome

Come home to an inviting space designed to greet you at the end of busy days | page 4

visit

Bring together family young and old for important celebrations and casual get-togethers | page 5

showcase

Both heirloom china and your latest find deserve a special place to shine, and so do your clutter-free countertops | pages 6–7, 15

ORGANIZE solutions to maximize usable space and conceal everyday appliances in easy reach | pages 6, 15

DISPLAY showcase your favorite items | page 7

DECLUTTER keep countertops clear, drawers neat, and cabinets tidy | page 6



create

Prepare and craft culinary masterpieces in a kitchen created with both your cooking style and clean-up method in mind | pages 8–9, 12–14, 17

PREP making meals made easy for you and your kitchen helpers | pages 9, 14, 17

BAKE keep all your pans organized and easily accessible | pages 12–13, 14

COOK everything you need at your fingertips | pages 9, 14

CLEAN back to beautiful in a breeze with solutions dedicated to clean-up | page 8

gather

Bring together friends and family in the comfort of a space designed for hospitality | pages 10–11, 16, 18–21

SERVE smooth out the buffet line | pages 11, 14, 19, 21

ENTERTAIN simplify your party plans | page 10



12



ORGANIZE | A sink mat and pull-out storage for supplies you can bring with you—everything you need to cleanup contained in one cabinet!

welcome space

A PLACE TO HANG YOUR HAT

After the hustle and bustle of your day, this space invites you in to begin a relaxing evening with your favorite hobby. Plenty of boot bench storage keeps the entryway tidy and specialized drawer dividers and bin storage keep craft supplies organized.



See more ways to use these storage bins and deep drawer dividers on page 16.



GET THIS LOOK | **GREYSTONE MANOR**
Get details on door styling on page 21.



REMINISCE AND RELAX

Move easily from brunch to coffee in a living space that seamlessly flows from your kitchen design. Built-in glass cabinets display artistic décor and a tailor-made mantelpiece carries the kitchen's finish palette into the rest of the home.



GET THIS LOOK | **VINTAGE CHIC**
Get details on door styling on page 21.

showcase space

STEP INTO ORGANIZED BLISS

Tucked out of sight, customized solutions create a place for every kitchen utensil, appliance, and ingredient. Spices, condiments, and more have dedicated spots to keep them off counters and easy to find. In a spacious walk through pantry, open shelves provide easy access to all your grocery staples.



GET THIS LOOK | **FRESH FARMHOUSE**
Get details on door styling on page 21





SECRET STORAGE SPACE

There's a whole world of storage hidden in plain sight—this walk through pantry cabinet perfectly blends into the rest of the cabinetry, creating an unseen nook for storage, preparation, or just a moment of retreat.



ORGANIZE | Pull-out shelving makes the most of every inch with one central location for spices, sauces, or other small items. Find an option for every layout with narrow vertical spice racks, base pull-outs and more.



See more ways to organize spices on pages 9 and 14.



showcase space



DECLUTTER | Choose the best place to store your knives: a dedicated drawer or a specialized pull-out like this one.



DECLUTTER | Keep electronics off counters with a dedicated charging station and keep long kitchen items tidy with an adjustable shallow drawer divider.



ORGANIZE | High cabinets are easily accessible with a pull-down shelf or one that swings out from above the refrigerator. And a unique cookware organizer pull-out makes it easy to select the size you need without setting off an avalanche of lids.

showcase space



DISPLAY | Highlight special spice mixes or exotic cooking oils with floating shelves that flank the range hood. Oil-rubbed bronze Catania accent doors add edginess and show the cabinets' contents.



HEIRLOOMS ON EXHIBIT

Showcase the antique china handed down from your great-grandparents or the artisan pottery pieces you've begun to collect, right in the heart of your home. Contrasting shiplap planks draw attention to treasures old and new.

create space

GRAND CENTRAL

Smart solutions maximize kitchen efficiency: with this waste basket and compost combination, it's easy to clear away food scraps, recycle those bottles, and throw away trash without ever stepping away from the sink.



GET THIS LOOK | **QUIET CONTEMPORARY**
See door styling details on page 21.



CLEAN | A three-bin waste system gives you a place for compost, recycling, and garbage in one cabinet with a width that perfectly balances a paneled dishwasher on the other side of the sink. A concealed second drawer stores both trash bags and plastic bags, so you can cut up fruit, bag it, and throw away trimmings in one easy station.



EFFORTLESS PREP

This cooking corner puts everything in reach whether you're baking or sautéing. Quickly select your prepping items along with a napkin or pitcher from the open shelves.



PREP/COOK | A cutlery divider close to your range makes it easy for quick taste tests. A non-skid drawer liner underneath keeps everything nice and tidy.



GET THIS LOOK | **MODERN ENGLISH COTTAGE**

See door styling details on page 21.

gather space

ESPRESSO AND DESSERT

Brew rich cups of coffee as the finale of your dinner party with all the elements you need right at your fingertips. Cabinets built to beautifully organize serving ware make entertaining effortless; this smart storage base creates a place for everything. Guests will admire the elegance of furniture-look pieces like this one-of-a-kind hutch, while you'll appreciate all the useful function they provide.



ENTERTAIN | A two-tiered drawer puts fresh napkins and extra dessert plates right in the heart of the party while maintaining the clean look of one deep drawer.



A convenient way to keep like items together in a seamless look—see more storage ideas for tiered hidden drawers on pages 13, 14, 17 and 21.



SERVE | Built just for Platinum, this lazy susan corner cabinet has a door that travels with the shelves inside. It spins right back to close and blends in with your other inset cabinetry.



gather space

GET THIS LOOK | **INDUSTRIAL VINTAGE**
Get details on door styling on page 21.

create space

ROOM FOR NEW RECIPES

Test out new flavors or give family baking lessons with cabinets set up to get you started quickly. Shelves hold all the essentials, doors tuck in neatly, and the whole cabinet sits right at counter height for a simple transition from preparation to putting it all away.



BAKE | Keep pans and cookie sheets clearly divided and easy-to-access for last-minute brownie bakes. Measuring cups and more live right underneath, and a drawer liner minimizes rattling and clattering.



GET THIS LOOK | **VINTAGE CHIC**
Get details on door styling on page 21.



MAKING MEMORIES MADE SIMPLE

Pass down the family kringle recipe to the next generation of bakers in a kitchen built with ease in mind and organized according to your cooking style.

GET THIS LOOK | **RECLAIMED MODERN**
Get details on door styling on page 21.



BAKE | Neatly arrange pie pans and crockery next to the oven at a convenient height, and store your trusty stand mixer where it effortlessly rises to the next culinary challenge.



A convenient way to keep like items together in a seamless look—see more storage ideas for tiered hidden drawers on pages 10, 14, 17 and 21.

create space

A PLACE FOR EVERYTHING

In a well-ordered kitchen, cooking becomes culinary art. Keep essential appliances at your fingertips while concealing them behind beautiful and tidy cabinet doors.



GET THIS LOOK | **CLASSIC CASUAL**
Get details on door styling on page 21



SERVE | Storing dishes down below with peg dividers means that even the smallest family members can easily help set the table. A tiered cutlery divider makes room for both everyday flatware and special occasion serving utensils in one location.

More utensil organization ideas on page 19.



BAKE | Create a cabinet based on the way *you* cook. Organize all your baking trays, mixing bowls, and hot pads in one place with a custom piece.

A convenient way to keep like items together in a seamless look—see more storage ideas for tiered hidden drawers on pages 10, 13, 17 and 21.



PREP | Conceal both mixing dishes and cleaning cloths in two drawers that look like one.



COOK | Keep seasonings close to the skillet in understated square apothecary drawers.

See pages 6 and 9 for more spice storage ideas.





SOMETHING FOR EVERYONE

For a busy household, a multipurpose space just steps from the kitchen is the perfect way to enjoy life together. Play games, read, showcase décor, catch up with homework, or eat a quick bite—no matter what scheduling differences your family has, this space fits everyone's needs.



ORGANIZE | Tuck spare books or linens away underneath the bench seating.

gather space

CATCH UP AND COOK

Friends and family will flock to a centralized island—the extension of a table makes room for plenty of helpers for Thanksgiving dinner or baking lessons. And while an apple pie is in progress, there's still plenty of space for a cup of spiced cider and conversation.





create space



PREP | From spices to starches, lidded bins, tiered drawers, and movable dividers keep everything in place and put ingredients right in reach. And when it's time to tidy up, dishcloths are tucked right into the top tier.

See more ways to use storage bins and deep drawer dividers on page 4.

See more storage ideas for tiered hidden drawers on pages 10, 13, 14 and 21.

GET THIS LOOK | **SCANDINAVIAN SIMPLICITY**
Get details on door styling on page 21.

gather space



GET THIS LOOK | QUIET CONTEMPORARY
Get details on door styling on page 21.

POST-WORK WINE TASTINGS

Pour a round of cabernet in a space that makes casual gatherings feel special. Ample countertop space makes room for impromptu after-work drinks with friends and glass doors showcase your dishes, décor, and more. Slim drawers contain bar tools and your wine cork collection and well-organized cabinets below contain all the ingredients for a memorable gathering.



SERVE | Store corkscrews and bar tools right in the middle of the action so you don't miss a thing while fetching another bottle opener. See more utensil organization on page 14.

gather space

AFTER-DINNER DRINKS

Mix aperitifs at an easy-access beverage bar, located right where your guests are. A pull-out work surface creates extra counter space to slice limes, dice mint, or prepare your other signature cocktail garnishes. Utensils, linens and snack dishes are conveniently organized just steps away in the main cooking space.



GET THIS LOOK | **REFINED COASTAL**
Get details on door styling on page 21.





SERVE | Tiered drawers organize linens and serving ware in multiple drawers concealed behind one sleek pull-out drawer front.

A convenient way to keep like items together in a seamless look—see more storage ideas for tiered hidden drawers on pages 10, 13, 14 and 17.

GET THIS LOOK

CLASSIC CASUAL | pages 14-15
(Platinum) Providence in Irish Crème Classic, Dove Appaloosa on maple, and Peppercorn on cherry

FRESH FARMHOUSE | pages 6-7
(Gold) Middleton with Flat Panel in Safari Classic, Eucalyptus Classic, and French Roast on knotty alder

GREYSTONE MANOR | page 4
(Gold) York with Reverse Raised Panel in Smoke on maple, Flat Panel in Irish Crème Classic; Mission with Flat Panel in Greystone on quartersawn oak

INDUSTRIAL VINTAGE | pages 10-11
(Platinum) Middleton in Smoke Ebony Glaze and Highlight on cherry and Chai Latte Classic; Amesbury in Chai Latte Classic

MODERN ENGLISH COTTAGE | page 9
(Gold) Devonshire with Flat Panel in Dusk Classic; Camelot with Raised Panel in Buckskin Appaloosa on maple; (Platinum) Camelot in Buckskin Appaloosa on maple

QUIET CONTEMPORARY | pages 8, 18-19
(Gold) Apollo in Sandpiper Classic and Dockside on cherry

RECLAIMED MODERN | page 13
(Gold) Bella in Cobblestone on quartersawn oak; Mission with Flat Panel in Chai Latte Classic

REFINED COASTAL | pages 20-21
(Gold) Madison with Raised Panel in Peppercorn Ebony Glaze and Highlight on cherry, and Cottage White with Dry Brush on maple

SCANDINAVIAN SIMPLICITY | pages 16-17
(Platinum) Loxley in Cappuccino Burnt Sienna Glaze and Highlight on cherry and Amesbury in Chai Latte Classic

VINTAGE CHIC | pages 5, 12
(Gold) Park Place with Flat Panel in Earl Grey Classic on page 5, (Gold) Park Place with Flat Panel in Sea Salt Classic on page 12



One Medallion Way
Waconia, MN 55387

medallioncabinetry.com



PRODUCT AVAILABILITY

Styles and product availability may vary slightly from those shown in this guide due to material availability and/or improvements to our designs. Specifications are subject to change without notice.

PRINTING LIMITATIONS

Product photography and illustrations have been reproduced as accurately as print and web technologies permit. To ensure highest satisfaction, we suggest you view an actual sample from your nearest Medallion dealer for best color, wood grain and finish representation.



MADE IN
USA
OF GLOBAL & DOMESTIC PARTS

A Cabinetworks Group brand



LIT-MEDSPACES 0221 27.5m

©2021 Medallion Cabinetry